



# eLine

S Y S T E M

---

## **How to Register**

## How to Register

Eline System - Digital Lingual Orthodontics

www.elinesystem.net

eLINE SYSTEM

ENGLISH (ENGLISH) HOME DOCTORS CONTACTS LOGIN


eLINE SYSTEM

Eline System is a  
**Digital Lingual Orthodontic**  
Service Company.

LOGIN

Visit our website at [www.elinesystem.net](http://www.elinesystem.net)  
and click on the top right LOGIN button

## How to Register

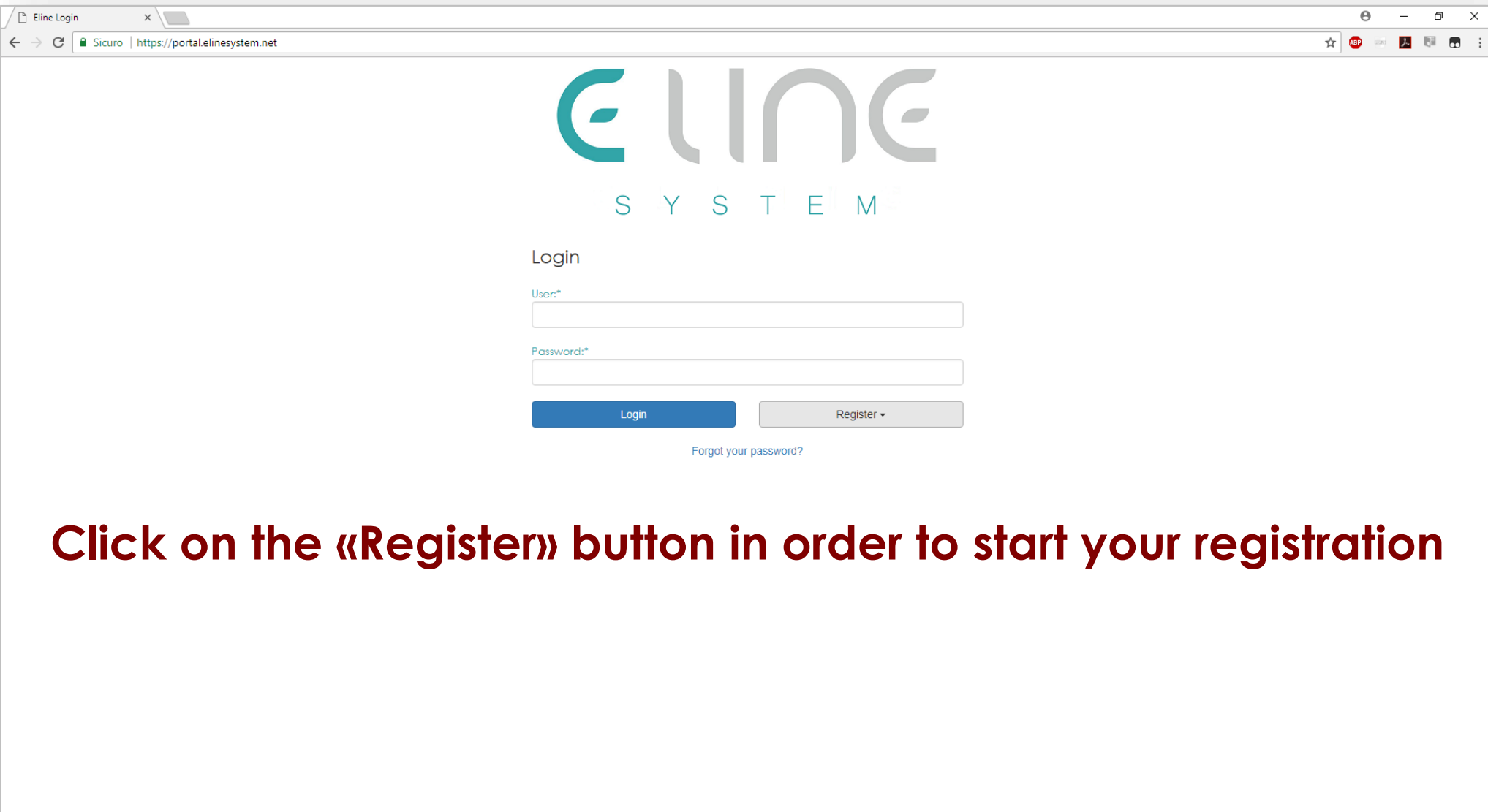


The image shows a screenshot of the Eline System website. The browser address bar displays "www.elinesystem.net". The website header includes the Eline System logo, a language selector for "ENGLISH (ENGLISH)", and navigation links for "HOME", "DOCTORS", "CONTACTS", and a "LOGIN" button. The "LOGIN" button is highlighted with a red circle, and a red arrow points from it to a text box at the bottom of the page. The main content area features a large image of a dental model with the Eline System logo and the text "Eline System is a Digital Lingual Orthodontic Service Company". A "LOGIN" button is also visible in the main content area.

Visit our website at [www.elinesystem.net](http://www.elinesystem.net) and click on the top right LOGIN button



**You will be redirected to the Eline System WebPortal**



The image shows a web browser window displaying the Eline System login and registration page. The browser's address bar shows the URL <https://portal.elinesystem.net>. The page features the Eline System logo at the top, followed by a login form with fields for 'User:\*' and 'Password:\*'. Below the form are two buttons: a blue 'Login' button and a grey 'Register' button with a dropdown arrow. A link for 'Forgot your password?' is located below the buttons.

Eline  
SYSTEM

Login

User:\*

Password:\*

Login Register ▾

[Forgot your password?](#)

**Click on the «Register» button in order to start your registration**

Eline  
SYSTEM

Login

User:\*

Password:\*

Forgot your password

Login Register

Doctor  
Laboratory

**Select «Doctor» among the options available in the dropdown list**

https://portal.elinesystem.net/public/registrationDoctor.aspx

**This is the Doctor registration page.  
You have to provide all your personal and billing information,  
and choose a password.**

## New Registration Doctor

### Personal Info (\* Required fields)

First Name:\*

Last Name:\*

Date of birth:\*

Day

Month

Year

Place of birth:\*

Dental Practice Address:\*

City:\*

Postal Code:\*

VAT - Tax Identification Number: ?

Geographic Area:\*

### Contact (\* Required fields)

E-mail:\*

Phone Number:\*

**All mandatory fields are indicated by the mark (\*)  
as highlighted in the examples below**



First Name:\*



Dental Practice Address:\*



**Carefully fill out the form.**


**Once logged into the webportal, you will be able modify any data directly in your personal section**

The screenshot shows a web browser window with the URL <https://portal.elinesystem.net/public/registrationDoctor.aspx>. The form contains the following fields and elements:

- City:\* (text input)
- Postal Code:\* (text input)
- E-mail:\* (text input)
- Phone Number:\* (text input)
- Prefix Phone Number: (dropdown menu)
- Mobile Number (please provide your mobile number in order to be eligible for sms notification service): ? (text input)
- CHECK THE BOX IF PERSONAL AND BILLING INFO ARE DIFFERENT
- Credential (\* Required fields) section:
  - Select Password:\* (text input)
  - Confirm Password:\* (text input)
- Recaptcha:  I'm not a robot (with reCAPTCHA logo and Privacy-Terms link)
- Submit Registration (button)

**Also choose your Lab region and register as shown below in this example EAC (Eline Academy Course services)**

<https://portalelinesystem.net/public/registrationDoctor.aspx>



New Registration Doctor

Personal Info [\* required fields]

First Name:\*  Last Name:\*

Date of birth:\* Day  Month  Year

Place of birth:\*  Dental Practice Address:\*

City:\*  Postal Code:\*

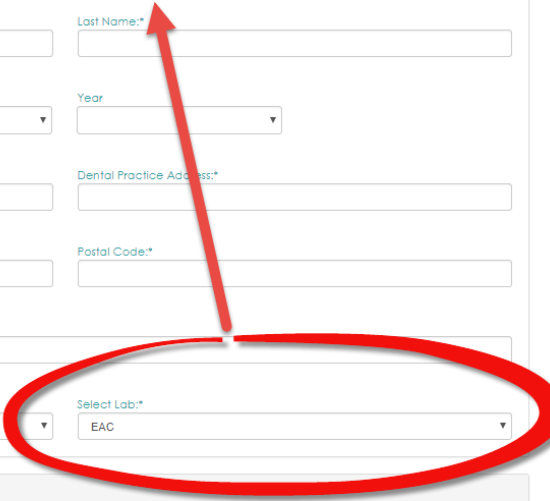
VAT - Tax Identification Number:

Select Geographic Area and show Lab List:\*  Select Lab:\*

Contact [\* required fields]

E-mail:\*  Office Number:\*

Prefix Phone Number:  Mobile Number (please provide your mobile number in order to be eligible for sms notification service):



Secure | <https://portal.elinesystem.net/public/registrationDoctor.aspx>



**If you belong in an area where a Laboratory has the exclusive rights as an official distributor please choose it**  
**In this example FN Orthodontics for Greece-Cyprus-Turkey**

\*Eline System has always the rights to change the names and the regions of the distributors. The lists, names and regions will be always automatically updated.

Registration form fields:

- First Name:\*
- Last Name:\*
- Date of birth: Day, Month, Year
- Place of birth:\*
- Dental Practice Address:\*
- City:\*
- Postal Code:\*
- Select Geographic Area and show Lab List:\*
- Select Lab:\*

Selected values in the form:

- City:\*
- Select Geographic Area and show Lab List: GREECE
- Select Lab: Eline System - FN
- Select Geographic Area and show Lab List: TURKEY
- Select Lab: Eline System - FN
- Select Geographic Area and show Lab List: CYPRUS
- Select Lab: Eline System - FN

As soon as the registration will be completed, you will receive an **e-mail** and **SMS notification** with your registration details.





# eLine

S Y S T E M

---

**[info@elinesystem.net](mailto:info@elinesystem.net)**

